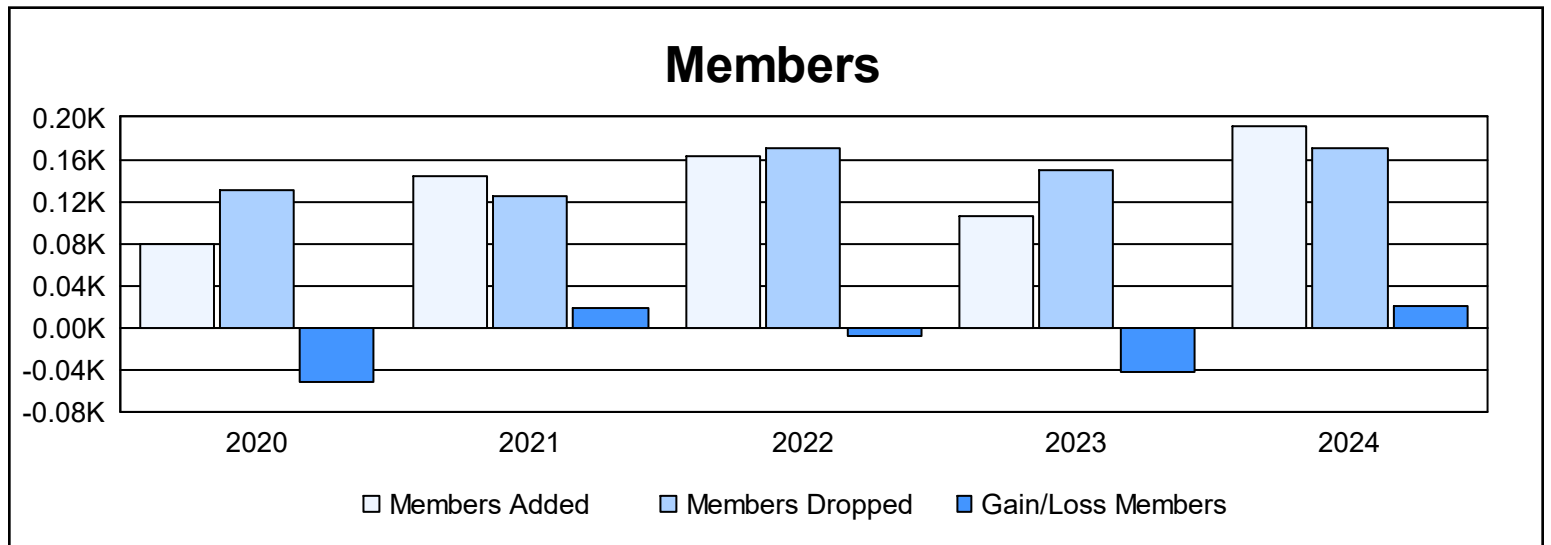
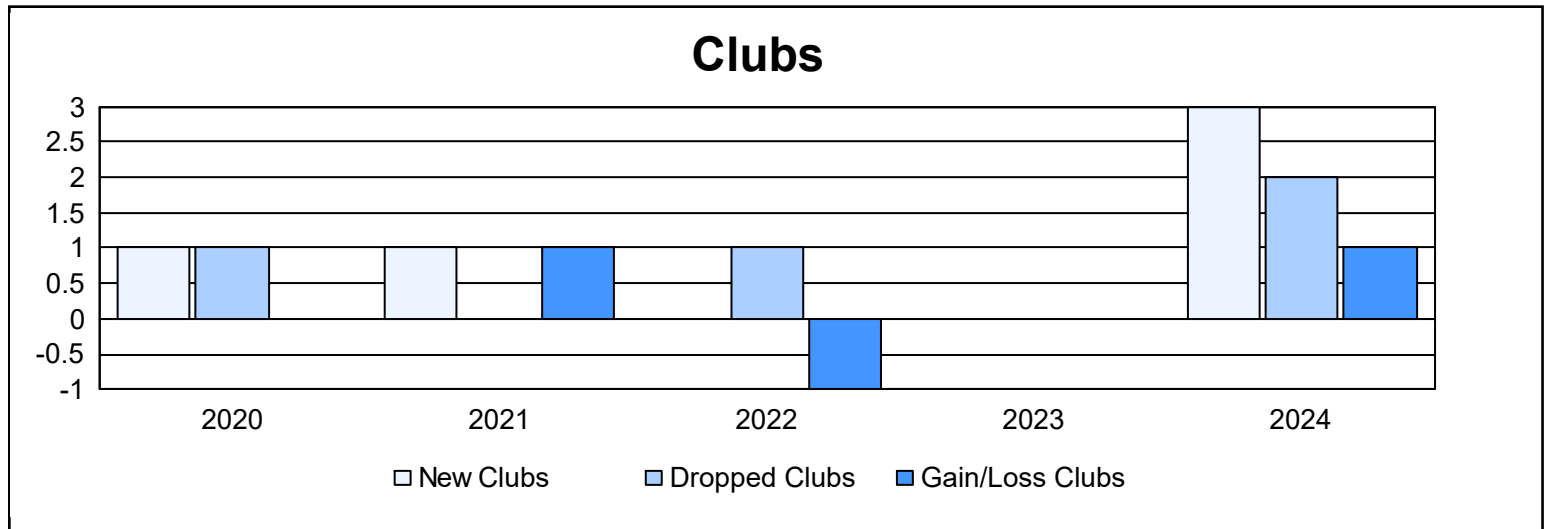
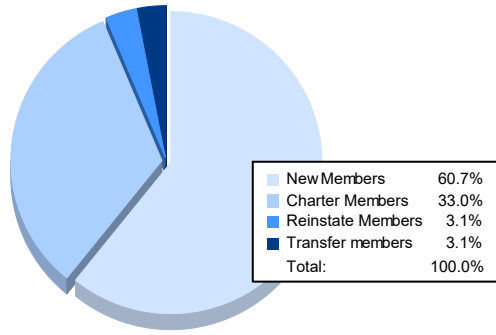


Year	New Clubs	Dropped Clubs	Gain/ Loss Clubs	New Members	Charter Members	Reinstate Members	Transfer Members	Total Member Added	Total Members Dropped	Gain/ Loss Members
2019-2020	1	1	0	44	26	2	8	80	131	-51
2020-2021	1	0	1	116	21	5	2	144	125	19
2021-2022	0	1	-1	147	1	4	10	162	171	-9
2022-2023	0	0	0	89	1	4	12	106	149	-43
2023-2024	3	2	1	116	63	6	6	191	171	20
<b>Average</b>	<b>1</b>	<b>1</b>	<b>0</b>	<b>102</b>	<b>22</b>	<b>4</b>	<b>8</b>	<b>137</b>	<b>149</b>	<b>-13</b>



### Membership Composition June 2024 Cumulative



### Gender Composition June 2024 Cumulative

